

“Minx”



74' Awesome Series Powercat ~ 1996

Builder:	Awesome Series Powercat	Fuel Capacity:	4,130 Gallons
Model:	Awesome 736 SL	Water Capacity:	400 Gallons
Type:	Catamaran	Hull Material:	Kevlar
LOA:	74'	Speed: Cruise:	20 Knots
Beam:	27'	Speed: Max:	26 Knots
Draft:	3'9"	Location:	Ft. Lauderdale, FL
Engines:	2 x MTU's 183's / 600 HP / 2,500 Hours / Diesel		

~~**\$1,400,000 Asking Price**~~

Now Asking \$1,349,000

CONSTRUCTION

MINX has been built to the highest of industry standards. Hull, cabin, topsides, cabin soles, bulkheads and all other structural components are all constructed using high quality epoxies and closed cell PVC foam with high tech fabrics such as Kevlar unidirectional, carbon fiber, etc. The keel areas of both hulls are solid epoxy and Kevlar. The exterior is finished with Awlgrip 2000 polyurethane with Awlgrip epoxy preparatory coats. Awlgrip Non-skid on decks.

ACCOMMODATIONS / LAYOUT

Minx is truly a luxury motor yacht, unique in every respect. Here is a true displacement yacht that has the ability to combine sustainable high speed with the long range that can comfortably cross-oceans in excess of 20 knots. Her catamaran hull form is designed to slice through the water and consequently not create the same wave making resistance as conventional vessels. Inside her modern layout has been carefully designed to encompass the maximum use of available area to offer a luxury yacht that is unmatched for space.

THE MAIN SALON feature removable mirrored ceiling panels with recessed dimmable lighting. A large leather dining/ lounge seat to port with matching coffee table built in with stainless steel legs. On the starboard side is another lounge and table with a raised base to enable unobstructed forward vision at all times. Central entertainment center constructed of Tawa wood from New Zealand, custom designed swivel helm chair in stainless steel and leather to match lounge area.



Salon And Lower Helm



Salon Settee – New Decor



New Salon Table

MASTER STATEROOM has a queen walk around bed complete with innerspring mattress, recessed halogen lighting, hanging closet with full height mirror, (3) opening port lights, (2) opening ceiling hatches, (4) large built-in drawers at the foot of the bed, Air conditioning controls, fully carpeted. Master toilet has full sized toilet, laundry cupboard, opening ceiling hatch, opening port light, and is finished in polyurethane paint. Master bathroom has molded one piece shower tub including floor of bathroom, molded basin unit with lighting and storage, large overhead escape hatch, (1) opening port light, mirrored vanity unit, towel rails.



THE STARBOARD AFT STATEROOM has a double and single berth to sleep three; there are overhead cupboards and bookshelves, recessed lighting, (2) opening port lights, (2) opening deck hatches, air conditioning controls, and a full head with stall shower.

THE PORT AFT STATEROOM has twin side-by-side berths, recessed halogen lighting, (2) opening hatches with privacy screens, (3) opening port lights with privacy screens, (4) large drawers at foot of the bed, air conditioning controls and an adjoining full head with stall shower.

ACCOMMODATIONS / LAYOUT CONTINUED

GUEST TOILETS AND BATHROOMS have the same features as the master toilet.

CREW STATEROOM Midship to port has single beds with mattresses, recessed lighting, large storage areas under beds, hanging locker, (2) opening ceiling hatches.

CREW BATHROOM has toilet, molded shower unit incorporating basin with screened off shower, mirror, (1) opening light.

GALLEY is very well laid out to accommodate gourmet cooking while underway. It includes:



- Ceramic 4-burner cooktop with overhead extractor unit
- Microwave/convection oven
- Stainless sink
- Refrigerator/freezer
- Simulated quartz laminate tops
- Euro style cabinetry
- (2) Water heaters
- Pressure water system.



ELECTRONICS AND NAVIGATIONAL EQUIPMENT

- Furuno 48 mile radar, 1941
- Furuno 48 mile radar, 1731
- Furuno color video sounder with 10" screen-FCI 281
- Furuno color video sounder with 8" screen-FCI 581
- Furuno Depth Sounder
- Robertson Dataline GPS with additional display on flybridge
- Roberson digital compass
- Icom SSS radio with tuner and antenna
- Icom VHF radio with loud and antenna
- DZL fuel management system
- Intercom system
- Immarsat M communication system
- NERA satellite Voice and Data
- (2) Auto pilots-Furuno and Robinson



All New Inside Helm Station



New Flybridge Helm Station

ELECTRICAL SYSTEM

- (2) 24 volt starting battery banks, (1) per engine
- 24 volt deep cycle ship's service battery bank
- 12 VDC/110 VAC charger/inverter
- AC and DC monitoring panels
- Fuel monitoring system for (6) fuel tanks with transfer pumping system



New Electrical Panel



- Dual voltage 220/110 volt
- 50 amp shore power inlet with (1) 75' shore power cord
- Telephone shore inlet
- Lightning arrestor and heavy duty grounding system
- Full bonding system

ADDITIONAL EQUIPMENT

- Watermarker-1800 gal/day
- Bauer Dive Compressor with low hours
- New galley and appliances
- New washer and dryer (Samsung, side-by-side)
- Rebuilt freezer system
- New deck hatches
- New headliner
- New flooring throughout
- New front deck trampoline

DECK AND HULL

Foredeck Dinghy Garage One of the unique features of this large PowerCat is the fully enclosed dinghy garage located on the foredeck with hydraulically operated hatches. This serves to protect the dinghy and motor from the Sun and elements and eliminates the possibility of losing the dinghy in rough seas. It also allows for an open uncluttered foredeck providing unrestricted visibility forward from the salon and pilothouse helm station.



Just aft of the dinghy garage is a storage hold for dive compressor, water maker, and equipment storage.

DECK AND HULL CONTINUED



FOREDECK: Access to anchor locker in each hull, opening hatch to dual fresh/saltwater wash down reel, (2) opening hatches for large storage area for fenders, lines etc.



FLYBRIDGE: Curved upholstered seating for 10-12 people, additional upholstered seating for dining area with dining table, control console with canvas cover, custom stainless helm chair, diffused lighting, reverse windscreen, trash receptacle and glass storage, Custom wet bar and refreshment center and stern facing engine control station for control of boat during fishing operations.

DECK AND HULL CONTINUED



COCKPIT: Curved seating, fully upholstered for 9 people, (4) built in rod holders in transom, deck wash down-dual fresh/saltwater, stainless steel sink with nylon filleting board, hot & cold water, large compartment with work bench top, for freezing or storage, built in drawers under sink bench for fishing tackle or other, additional cockpit refrigerator, steps to flybridge angled to give easy access front wards either up or down, split level cockpit floor ensuring dry access to salon, access to stand up electrical compartment,

compartment to accommodate storage of trash and trash compactor, large walk in compartment, combination and general storage.

Washer/Dryer combination, additional refrigerator and a 14 cu. ft. freezer, custom built, stainless steel.

AFT LOADING PLATFORM: Fresh water, hot & cold showers

CONTROLS AND INSTRUMENTATION

- Morse controls at (3) helm stations
- (1) 5" card compass, anchor windless controls
- (2) Gensets with remote start.



MECHANICAL AND ENGINE DETAILS

32-gals/hr.-fuel consumption (cruising); 45-gals/hr.-fuel consumption (max)



(2) 600 hp MTU engines with approximately 2500 original hours, (2) 20 kW Northern Lights Generators.

The engine rooms are insulated with the highest quality lead lined insulation foam with white vinyl finish from the waterline up. Below the waterline the engine room bilges are lined with lead and protected with an epoxy coating. All fuel and service lines through to the engine room terminate at the main bulkhead into specific fittings and are then reconnected to avoid noise transmission or chafing. There are (2) lights

in each engine compartment, fire-extinguishing system in each engine room - remote controlled from cockpit. Additional fuel/water filters/separators for each engine. Two fuel transfer pumps for moving fuel from any tank to any other tank either side. (8) Fiberglass fuel tanks, (2) water tanks, (2) black sewage tanks with built in pump-out facilities, as well as over board discharge system. Cockpit engine hatch large enough for engine removal, electric bilge pumps backed up by manual diaphragm type.

BROKER'S REMARKS

Minx is one of only seven custom power cats built in the awesome series by the Mathews Company. The design concept is to have a low profile, moderate speed long-range platform, built light and strong for oceanic voyaging. The layout provides 4 roomy staterooms with various berthing arrangements. A unique feature of this vessel is the dingy garage, located below the foredecks amidships, with the hydraulic system to open the hatches.

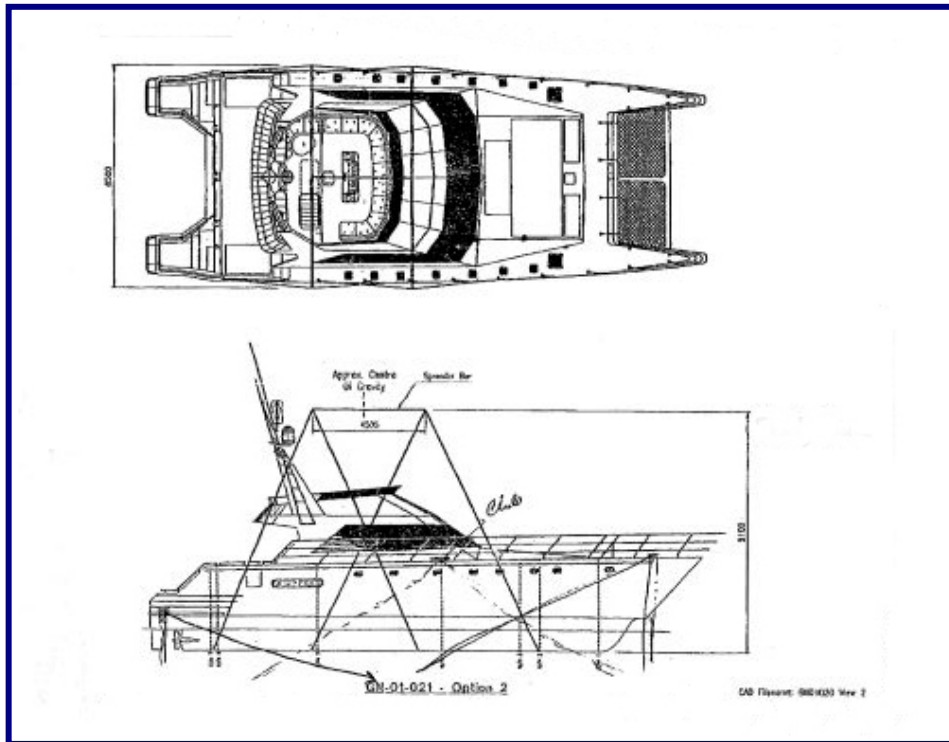
Minx has just undergone a complete mechanical and cosmetic refit and is a unique vessel in the power cat market. Interior is all-new, the exterior has been awl gripped, electronics have been updated, and machinery has been serviced and upgraded.



Owner's change of plans brings the special vessel to the power cat market.

Offered at \$1,349,000 Quality trades will be considered

LINE DRAWINGS AND PHOTOS OF "MINX"



DISCLAIMER

The Company offers the details of this vessel in good faith but cannot guarantee or warrant the accuracy of this information nor warrant the condition of the vessel. A buyer should instruct his agents, or his surveyors, to investigate such details as the buyer desires validated. This vessel is offered subject to prior sale, price change, or withdrawal without notice.